

# Downloading and Installing the plugin

- 1. Downloading the plugin
- 2. Installing the plugin

## 1. Downloading the plugin

The steps:

1. Go to the plugins [download page](#)
2. Press the **Download Now** button (Figure 1)
3. Choose to **save** the offered .jar file
4. Decide **where** to download it.
5. **Wait** until the download is complete.

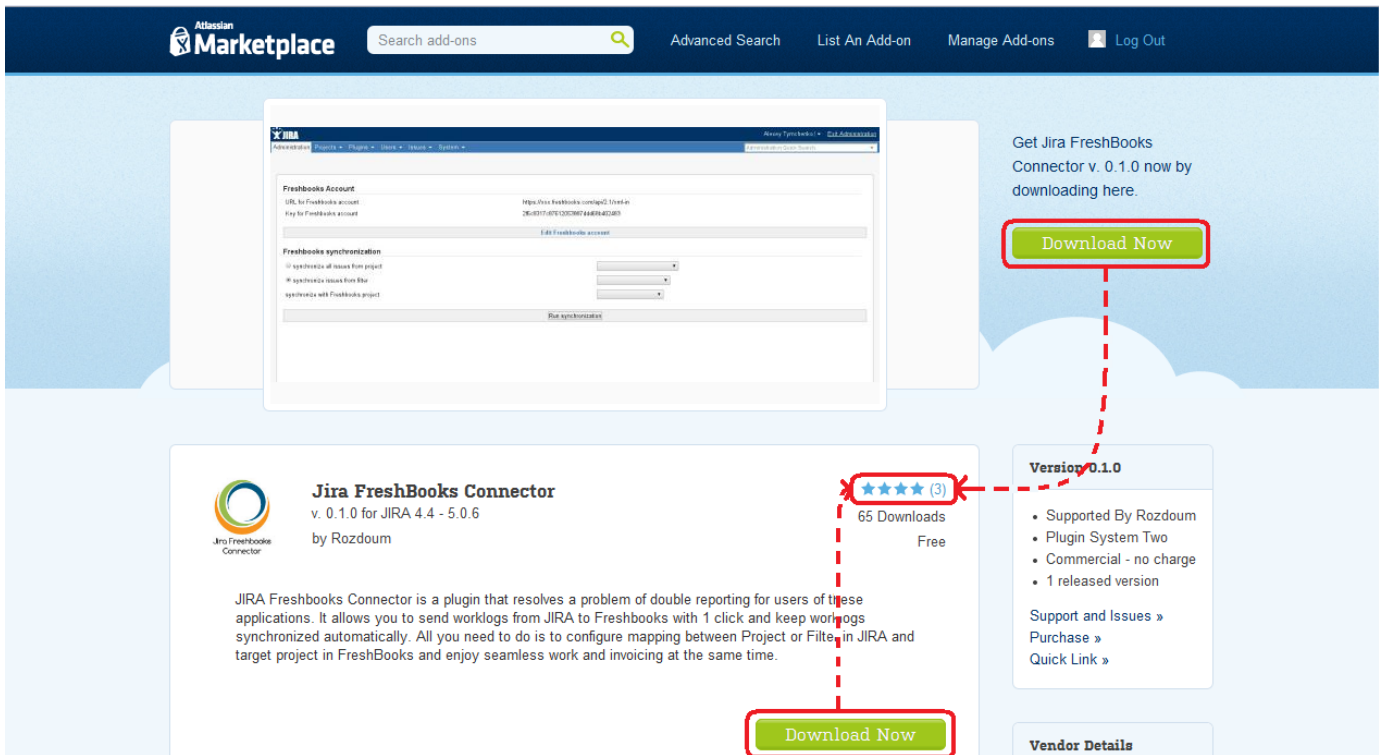


Figure 1 (Press the **Download Now** button)

## 2. Installing the plugin

### 2. 1. Registering a license with the UPM

NOTE: THIS WORKS ONLY FOR THE Universal Plugin Manager VERSION 2.0 OR NEWER.

The Universal Plugin Manager is commonly used to browse available plugins for your application. You can also use the UPM to do management tasks such as:

- Finding, purchasing, and installing new plugins.
- Enabling/disabling plugins and their plugin modules.
- Configuring advanced plugin options.
- Finding out-of-date plugins and updating them.
- Checking the compatibility of your installed plugins against newer versions of the application.

The UPM-licensing algorithm:

1. Log In, as an **administrator** (Figure 3)
2. Go to the **Administration** section (Figure 4)

3. Go to the **Plugins** menu,  
choose the **Manage Plugins** menu item (Figure 5)
4. In the **User-Installed Plugins** paragraph (Figure 6),  
find and **expand** the **Jira FreshBooks Connector** plugin (Figure 7)  
You can see, that there are several buttons, which are associated with getting the license:  
the '**Buy Now**' and the '**Free Trial**' buttons.  
At this point, you choose, what kind of a license will you have. Remember that trial licenses expire in a short period of time,  
because they serve you to evaluate the product, but not to use it, like with the commercial license.  
**After choosing** either of them, you will be **redirected** to the **page**, from which you can **copy** your license code. Then you can go  
back to the UPM page, where you should:
  5. **Enter the license code** in the 'Enter the new license' text field (Figure 8)
  6. Click **Update**.

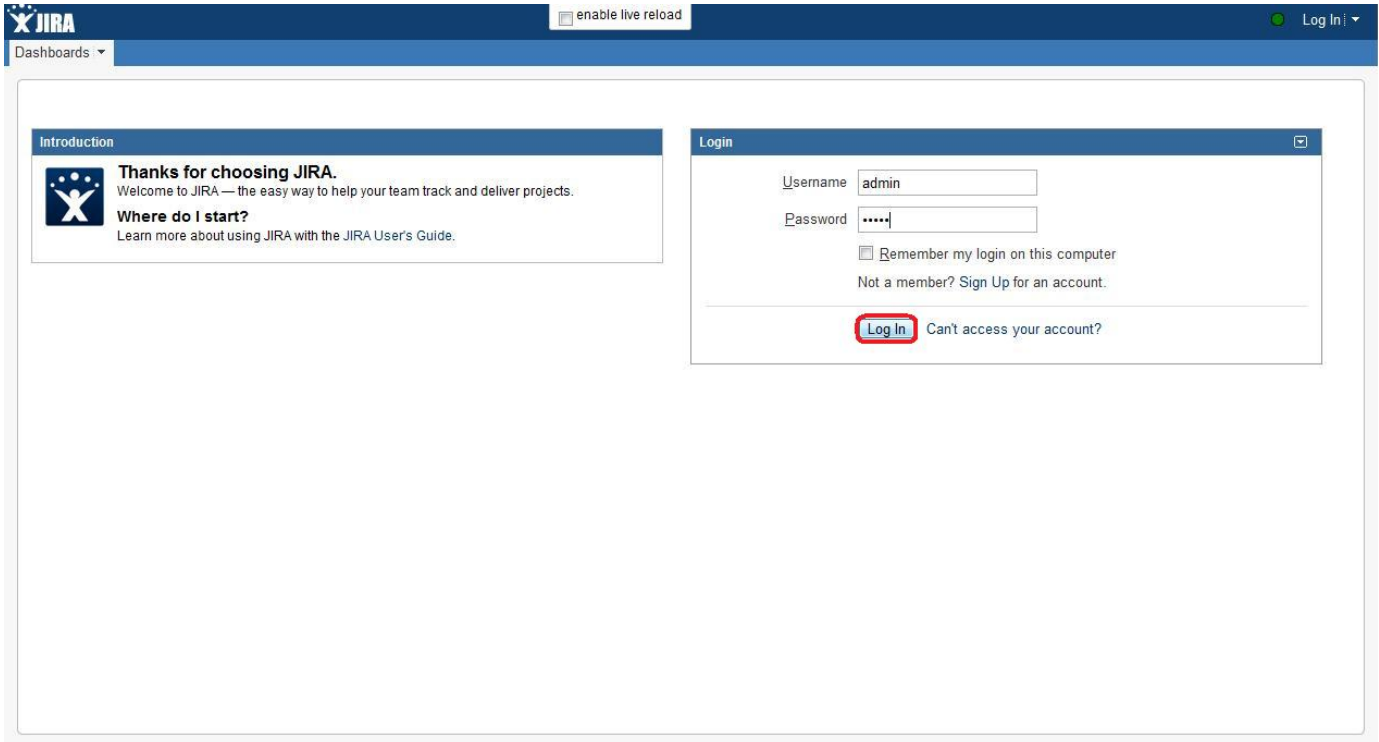


Figure 3 ( **Log In**, as an **administrator** )

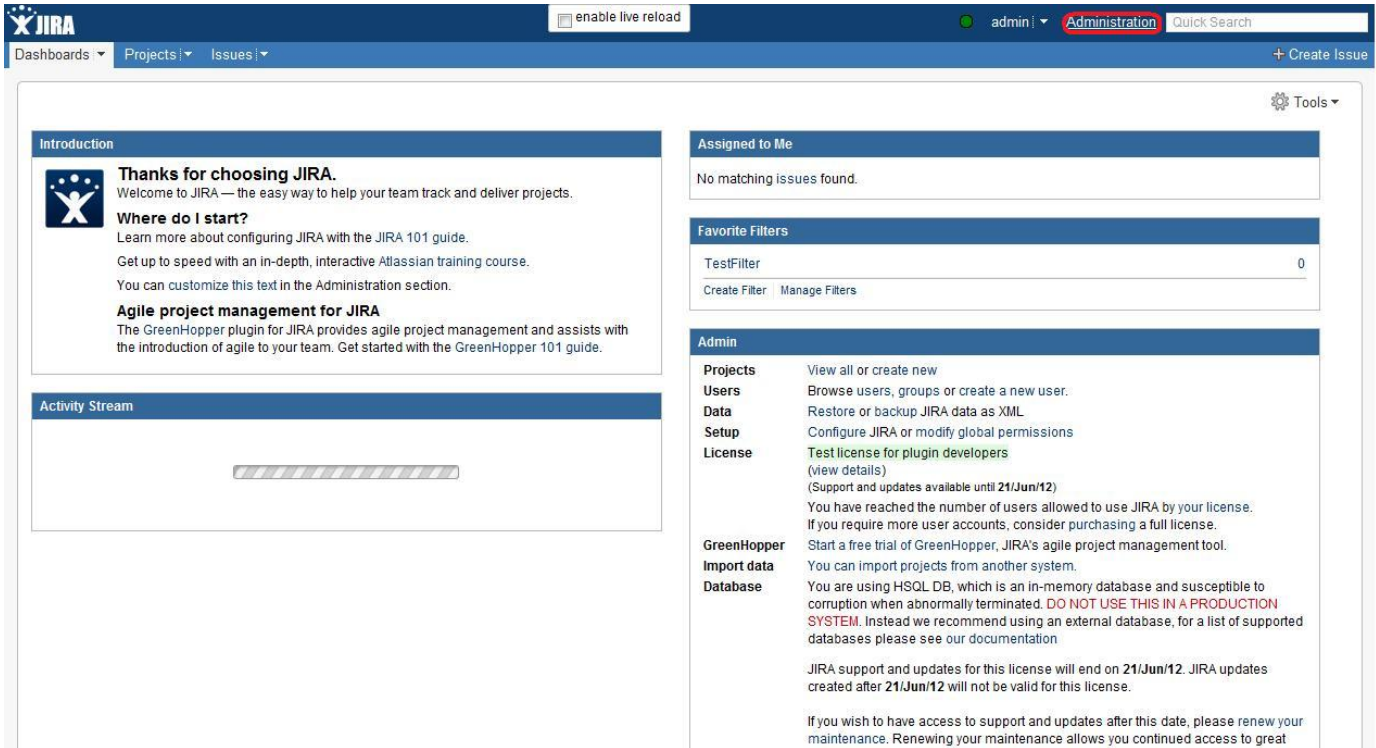


Figure 4 (Go to the Administration section)

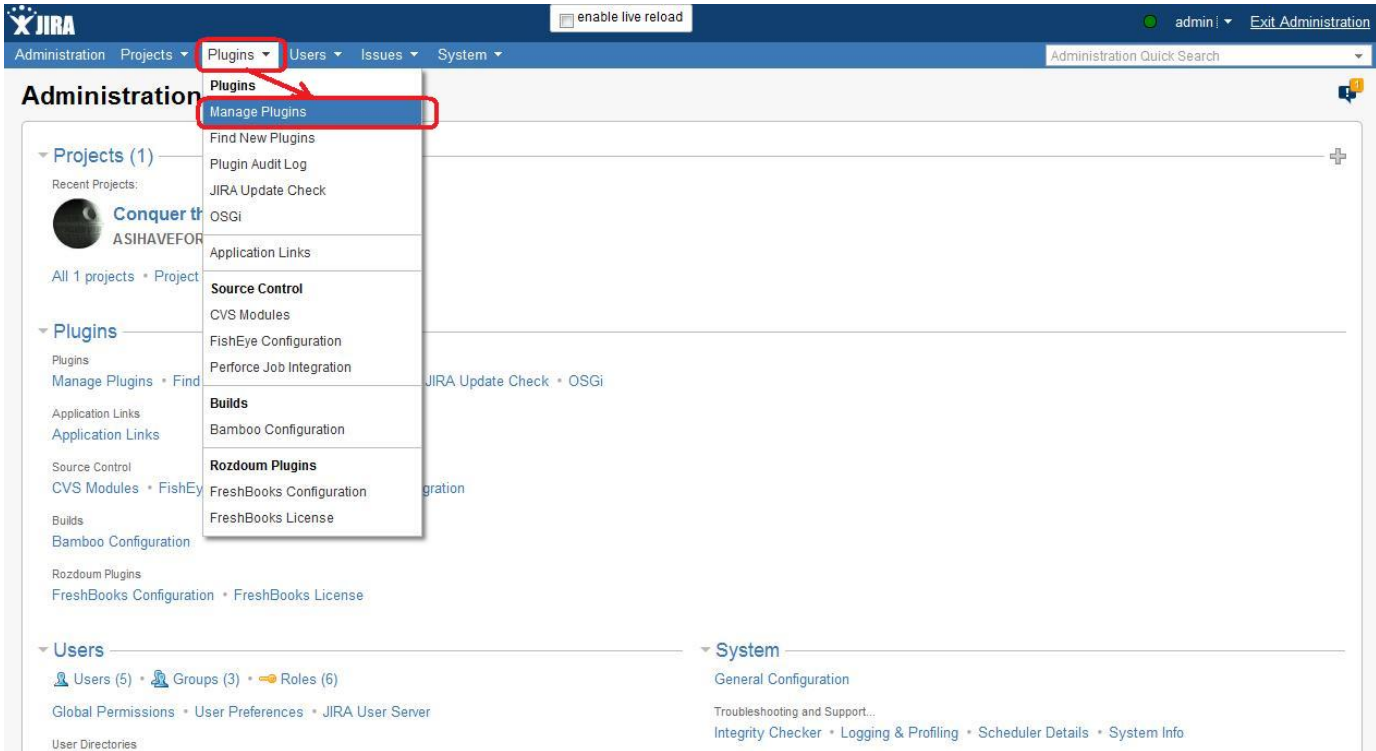


Figure 5 (Go to the Plugins menu, choose the Manage Plugins menu item)

JIRA Administration Projects Plugins Users Issues System enable live reload admin | Exit Administration Administration Quick Search

## Plugins

**Manage Plugins**

- Find New Plugins
- Plugin Audit Log
- JIRA Update Check
- OSGi

### Manage Plugins

You may install, disable, and update plugins here. [Find new plugins.](#)

Filter visible plugins  [Upload Plugin](#)

#### Available Updates

These plugins have updates that are compatible with your current version of JIRA and may be updated immediately. [Update All](#)

FishEye Plugin	Disable
GreenHopper	Enable
jira-ical-feed	Disable
JIRA Importers Plugin (JIM)	Disable

#### User-installed Plugins

These plugins may be configured, enabled, disabled or uninstalled.

Apache Commons FileUpload Bundle	Disable
Apache Felix Web Management Console	Disable
Atlassian Developer Toolbox	Disable

Figure 6 (In the **User-Installed Plugins** paragraph)

enable live reload

#### User-installed Plugins

These plugins may be configured, enabled, disabled or uninstalled.

Apache Commons FileUpload Bundle	Disable
Apache Felix Web Management Console	Disable
Atlassian Developer Toolbox	Disable
Atlassian PDK Install Plugin	Disable
Atlassian Universal Plugin Manager Plugin	
fastdev-plugin	Disable
httpservice-bridge	Disable
<b>Jira FreshBooks Connector</b>	Disable
OSGi R4 Compendium Bundle	Disable
plugin-data-editor	Disable

#### System Plugins

⚠ These plugins are integral parts of your JIRA system. They cannot be uninstalled. Disabling or removing them will have serious effects, and may render JIRA inoperable. Do not make changes here unless instructed by Atlassian Support.  
[Show System Plugins](#)

Troubleshooting: [Enable Safe Mode](#)


Figure 7 (find and **expand** the **Jira FreshBooks Connector** plugin)

▼ **Jira FreshBooks Connector** **Free trial**

Jira FreshBooks Connector is a plugin that allows to export information about spent working time to FreshBooks invoicing system

**Try Jira FreshBooks Connector free for 30 days.**

**Free trial** Buy now Uninstall Disable



Screenshots (5)

Version: 0.3.11  
Vendor: \${project.organization.name}  
Add-on key: com.rozdoum.jira.jiraFreshbooksPlugin

License details: Unlicensed

License key:

Update

[Watch add-on Marketplace listing](#)  
[Full pricing details](#)  
[Documentation](#)  
[Support and issues](#)  
26 of 26 modules enabled

Figure 8 (Enter the **license code** in the 'Enter the new license' text field)