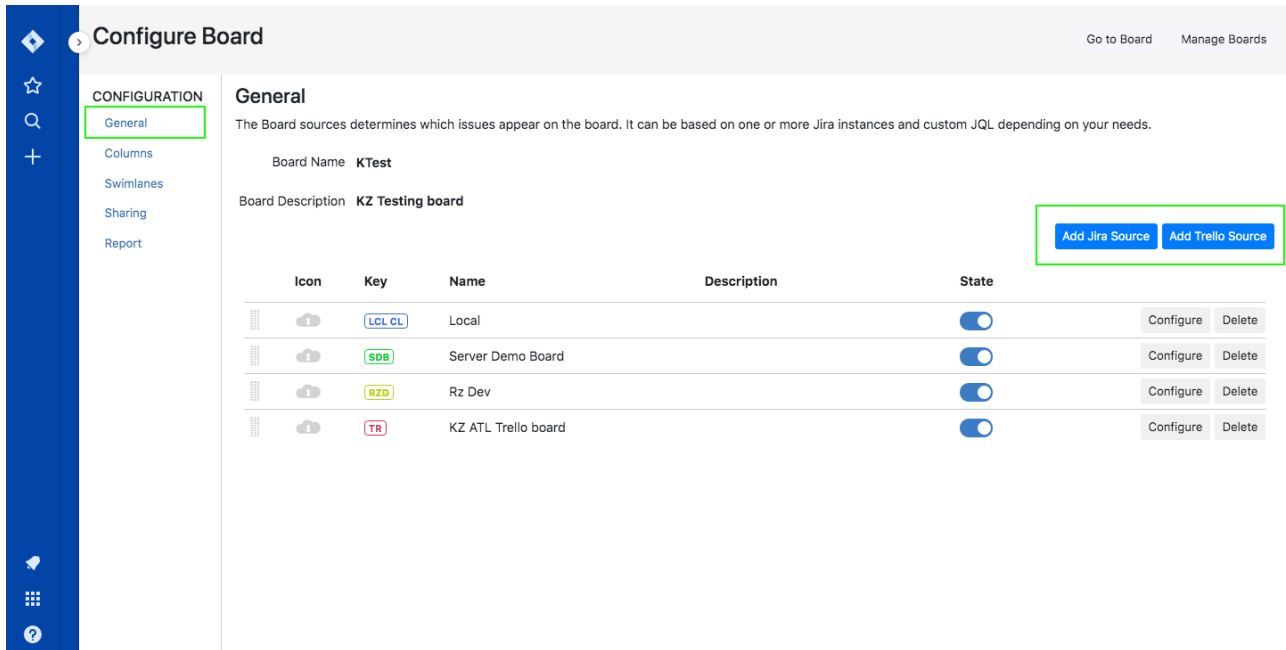


Add Sources

How-to: Add sources

1. Navigate to Board Configuration Screen. Tab General.



Configure Board Go to Board Manage Boards

CONFIGURATION

- General
- Columns
- Swimlanes
- Sharing
- Report

General

The Board sources determines which issues appear on the board. It can be based on one or more Jira instances and custom JQL depending on your needs.

Board Name **KTest**

Board Description **KZ Testing board**

[Add Jira Source](#) [Add Trello Source](#)

Icon	Key	Name	Description	State	
	LCL CL	Local		<input checked="" type="checkbox"/>	Configure Delete
	SDB	Server Demo Board		<input checked="" type="checkbox"/>	Configure Delete
	RZD	Rz Dev		<input checked="" type="checkbox"/>	Configure Delete
	TR	KZ ATL Trello board		<input checked="" type="checkbox"/>	Configure Delete


2. Click Add Source and fill in the required data. You can add a Jira or Trello source.

Edit Source

Name *

Key *

Description

Icon 

Color

Use Application Link

Credentials store policy
We never keep your username or password

Url * **address of Jira source**

Username **credentials to access Jira source**

Password

Remember My Login

JQL **JQL query to pull data from source**

For establishing a connection with remote Jira instances, you can choose ONE of the two options below:

Either input the **URL of Jira** source and the **credentials** you use to access it;

Or tick the **'Use Application Link'** box to use the functionality of standard Jira Application Links for accessing remote Jira source. Choose a link to the required Jira instance from the dropdown menu and Authenticate yourself in the remote Jira from a separate browser tab.

Application Links should be pre-configured by a Jira Admin of all the target Jira instances.

For Cloud sources, you need API token to authenticate yourself on a remote Jira source.
Details how to generate one can be found [here](#)

Be sure: we do not store your access credentials anywhere.

Credentials you provide we only use to access target source Jira, thereafter we access remote Jira instance via authentication token "Remember my login. (source 1, source 2)

1. You can check samples of possible JQL to select issues from filters, components, assignees etc (from version 1.0.1, September 2017)

Configure Board

Go to Board Manage Boards

CONFIGURATION

- General
- Columns
- Swimlanes
- Sharing

General

The Board sources determines which issues appear on the board. It can be based on one or more Jira instances and custom JQL depending on your needs.

Board Name **Demo Summit**

Board Description

hidden

active

Add Source

Icon	Key	Name	Description	State	
	CLD	Personal	Personal todo list	<input checked="" type="checkbox"/>	Configure Delete
	LCL	Moto lessons		<input checked="" type="checkbox"/>	Configure Delete
	RZ-DEV	Critical		<input checked="" type="checkbox"/>	Configure Delete
	JSD	Service Desk	Rozdoum support	<input type="checkbox"/>	Configure Delete

2. Advanced mode provides you access to full support for type-ahead JQL syntax with suggestions relevant for remote Jira source or tick 'Use Application Link' box

3. Repeat for all sources

Configure OverviewBoard

← Back to board

CONFIGURATION

- General
- Columns
- Swimlanes

General

The Board sources determines which issues appear on the board. It can be based on one or more JIRA instances and custom JQL depending on your needs.

General

Name **OverviewBoard**

Description **Collecting data from Cloud and Hosted JIRAs**

Sources

Add source

Icon	Key	Name	Description	
	WT-DEV	Rozdoum Dev board		Configure Delete
	CLOUD	Cloud	cloud instance	Configure Delete
	LCL	Local		Configure Delete
	RZ	Personal issues	personal issues assigned	Configure Delete

4. Changing Active / Inactive status
available since version **Server: 1.1.0, Cloud 1.0.12-AC**
You can change the status of a source, allowing that to be temporarily hidden from the board.

CONFIGURATION

- [General](#)
- [Columns](#)
- [Swimlanes](#)
- [Sharing](#)

General

The Board sources determines which issues appear on the board. It can be based on one or more Jira instances and custom JQL depending on your needs.





Board Name **Demo Summit**

Board Description

hidden

active

[Add Source](#)

Icon	Key	Name	Description	State	Configure	Delete
	CLD	Personal	Personal todo list	<input checked="" type="checkbox"/>	Configure	Delete
	LCL	Moto lessons		<input checked="" type="checkbox"/>	Configure	Delete
	RZ-DEV	Critical		<input checked="" type="checkbox"/>	Configure	Delete
	JSD	Service Desk	Rozdoum support	<input type="checkbox"/>	Configure	Delete

Related articles

[Page:Create Board](#)

[Page:Add Sources](#)

[Page:Matching status to column](#)

[Page:Sharing Board with others](#)

[Page:Configuration guide](#)

Unable to render {include} The included page could not be found.